

Park Map

Park information

Getting around

Trains run from Boston Train Station, only 10 miles away from the park. From here you can easily visit Skegness, Lincoln and Nottingham.

Stay connected...

Wi-Fi is available in your accommodation and the main complex.






Looking for somewhere to plug in?

Currently there are no EV charging points here, but it's something we're looking into.

KEY

- A** - Guest Services
- B** - Holiday Home Sales Office
- C** - Holiday Home Sales Showground
- D** - Six West
- E** - The Topsy Eagle

- F** - Driving range
- G** - Outdoor splash zone
- I** - Footgolf
- J** - Golf course
- K** - Bike hire

-  Recycling
-  Bins
-  Parking
-  Fire assembly point
-  Fire extinguisher

For park safety information and to find all you need, from taxis to takeaways, petrol stations and pharmacies, scan here...

Scan me



Reduce, reuse, recycle...

Please help us to protect the environment

Use the designated bins around park for mixed recycling, glass and general waste, and we recommend that you turn off the lights each time you leave the room.

